


real

N


NUMBERS:

on **+** risk



2

...total paid in 2007 by 400,000 employers providing workers with the option of **Aflac** coverage.



3

...typical proportion of employees enrolling for **Aflac** coverage, after being informed by an agent presentation.

1 *in* 9

(36,700,000)

...Americans treated by medical practitioners in 2007 for an unintentional injury or accident.

4

\$4.00 *to*

\$10.00

5

...average weekly cost for [Aflac](#) à la carte indemnity policies.

90%

(158,000,000)

6

...of US workers are covered by employer-provided plans, supplied through private health insurers.

65%

7

...Americans covered by an employer-provided health plan in 2007 that were statistically defined as underinsured.

A large, hollow, black-outlined number '93' is followed by a comma and three zeros, each zero enclosed in a small circle. The entire graphic is rendered in a clean, minimalist style.

...average number of payroll jobs lost each month
over the past 18 months.


8

A large, hollow, black-outlined number '42' is followed by a percentage sign. The percentage sign consists of two small circles and a diagonal slash, all in a solid black color.

(75,000,000)


9

...US adult workers under age 65 in 2007 that were statistically
determined as uninsured or underinsured.

A large, stylized outline of the number 63 followed by a percent sign (%). The numbers are thick and rounded, and the percent sign is also a simple outline.

10

...insured US workers reporting a leap in 2007 for non-reimbursable medical expenditures.

A large, stylized outline of the number 93 followed by a percent sign (%). The numbers are thick and rounded, and the percent sign is also a simple outline.

11

...US workers with health coverage who report feeling financially unprepared to meet costs for health care in the future.

A large, stylized outline graphic of the number 92 followed by a percent sign (%). The numbers are thick and rounded, and the percent sign is also a simple outline.


12

...insured Americans reporting little/no recognition of financial liability for costs incurred under health contracts.

A large, stylized outline graphic of the number 63 followed by a percent sign (%). The numbers are thick and rounded, and the percent sign is also a simple outline.

13


...personal bankruptcies in the US triggered by medical debt from unexpected accident or illness.

A large, stylized outline graphic of the number 71 followed by a percentage sign (%). The numbers are composed of thick black outlines, and the percentage sign is also an outline.

14

...insured workers reporting stress over the possibility of losing their health insurance due to layoffs or job changes.

15


A large, stylized outline graphic of the number 100 followed by a percentage sign (%). The numbers are composed of thick black outlines, and the percentage sign is also an outline.

...**Aflac** policies are guaranteed renewable and fully portable; premiums never increase after enrollment; claims are paid in cash, direct to policyholders; benefits are independent from all other insurance.

A large, stylized outline number '74' followed by a percentage sign '%'. The number is composed of thick black outlines, and the percentage sign is also an outline.

16


...2008 employer survey: top concern for leaders was developing effective benefits packages to attract and retain prime talent.

A large, stylized outline number '78' followed by a percentage sign '%'. The number is composed of thick black outlines, and the percentage sign is also an outline.

17


...health care consumers citing a preference for options and control in customizing their health plan.

18



...**Aflac**: the market leader for optional coverage plans that provide an effective and affordable defense against medical risk.

19



...reason given by employers that don't provide **Aflac** coverage for not making time to gather all the facts.